

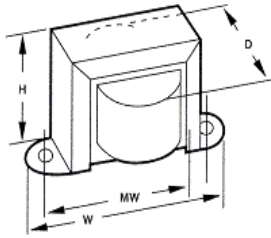
TRIAD

M A G N E T I C S

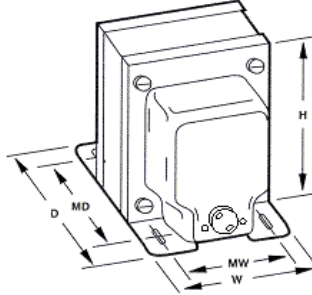
POWER TRANSFORMERS Autotransformers

80039 REV D

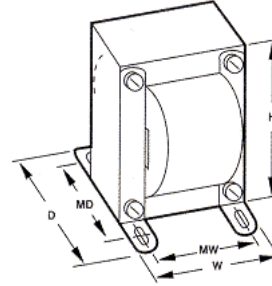
DESCRIPTION : TRIAD autotransformers are single winding transformers in which the primary coil is a fraction of the entire winding for voltage step-up or the secondary coil is a fraction of the entire winding for voltage step-down (See Technical Notes for an equivalent circuit diagram.) In ordinary double wound power transformers, the primary & secondary are isolated & all the power is transferred by induction. In autotransformers, part of the power is transferred conductively through the windings, TRIAD autotransformers come in a variety of configurations, case types and output watts (VA) ratings in excess of 2,000 watts. A universal isolation/autotransformer/voltage control model (N-60SC) is available with up to a 4,000 output watts rating when operated as an autotransformer.



CASE TYPE X



CASE TYPE M



CASE TYPE U

Step-up/Step-down Autotransformers

MOUNTING HOLE SIZES: (1) = 3/16" (2) = 13/64 X 3/8" (3) = 3/8 X 3/16"

TYPE NO.	CASE TYPE	PRIMARY VOLTAGE	VA	SECONDARY		Connec - tions	DIMENSIONS			Mounting		WT Lbs.
				VOLT +/-5%	RMS AMPS		H	W	D	MW	ML	
N-1X	X (1)	230	50	115	0.435	Leads	2 9/32	3 11/16	2	3 1/8	-	1.5
N-3M	M (3)	230	85	115	0.74	6' Cord, plug & socket	3 19/32	2 31/32	2 7/8	2 1/4	1 5/8	3
N-3MG*	M (3)	230	85	115	0.74	6' Cord, plug & socket	3 19/32	2 31/32	3 1/2	2 1/4	2 1/8	3
N-2X	X (1)	230	100	115	0.87	Leads	2 5/8	4	2 1/16	3 5/8	-	2.1
N-150MG	M (3)	115	150	230	0.65	6'-3 Wire Cord, Plug & socket	3 19/32	2 31/32	3 5/16	2 1/4	2 1/8	4.9
F-302U#	U (2)	277	150	115	1.3	Leads	2 13/16	3 3/8	2 1/4	2 13/16	2	2.9
N-4M	M (3)	230	150	115	1.3	6' Cord, Plug & Socket	3 19/32	2 31/32	3 5/8	2 1/4	2 3/8	4.7
N-4MG*	M (3)	230	150	115	1.3	6' Cord, Plug & Socket	3 19/32	2 31/32	4 1/4	2 1/4	2 7/8	4.7

* = Has 3-wire plug, cord & socket

= 60Hz

Step-up/Step-down Autotransformers

MOUNTING HOLE SIZES: (2) = 13/64 X 3/8" (3) = 3/8 X 3/16" (4) = 21/32 x 9/32"

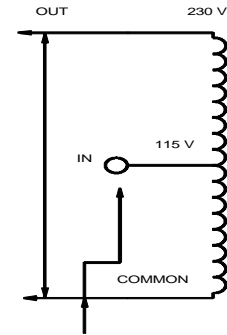
TYPE NO.	CASE TYPE	PRIMARY VOLTAGE	VA	SECONDARY		Conne- ctions	DIMENSIONS			Mounting		WT Lbs.
				VOLT +/-5%	RMS AMPS		H	W	D	MW	ML	
N-6U	U (2)	230	200	115	1.7	Leads	3-3/8	2-13/16	2-13/16	2-1/4	2-1/4	3.6
N-250MG*	M (3)	115	250	230	1.1	6'-3 Wire Cord, Plug & socket	3-7/8	3-1/4	3-11/16	2-1/2	2-7/16	6.6
N-5M	M (3)	230	250	115	2.17	6' Cord, Plug & Socket	3-7/8	3-9/32	4-1/4	2-1/2	3	7.0
N-5MG*	M (3)	230	250	115	2.17	6' Cord, Plug & Socket	3-7/8	3-9/32	4-13/16	2-1/2	3-1/2	7.0
N-500MG*	M (3)	115	500	230	2.2	6'-3 Wire Cord, Plug & socket	4-5/8	3-7/8	4-3/4	3	3-5/8	11.2
N-7M	M (3)	230	600	115	5.22	6' Cord, Plug & Socket	4-5/8	3-15/16	5	3	3-7/8	12.0
N-7MG*	M (3)	230	600	115	5.22	6' Cord, Plug & Socket	4-5/8	3-15/16	5	3	3-7/8	12.0
N-1000MG*	M (4)	115	1,000	230	4.35	6'-3 Wire Cord, Plug & socket	5-3/8	4-1/2	5-1/2	3-1/2	4-1/8	17.39
N-9M	M (4)	230	1,250	115	10.85	6' Cord, Plug & Socket	5-5/16	4-1/2	6	3-1/2	4-1/2	21.0
N-9MG*	M (4)	230	1,250	115	10.85	6' Cord, Plug & Socket	5-5/16	4-1/2	6	3-1/2	4-1/2	21.0
N-11M	M (4)	230	2,000	115	17.4	6' Cord, Plug & Socket	5-3/8	4-1/2	8-1/4	3-1/2	6-7/8	33.25
N-11MG*	M (4)	230	2,000	115	17.4	6' Cord, Plug & Socket	5-3/8	4-1/2	8-1/4	3-1/2	6-7/8	33.25

* = Has 3-wire plug, cord & socket

TECHNICAL NOTES:

1. Output wattage (VA) ratings 50 to 2,000 W.
2. Wide selection of case types, including 6' line cords, plugs, sockets and lugs.
3. All transformers are 50/60 Hz line frequency, except as noted.
4. Hi-pot tested@ 1,500 VRMS.

Autotransformer



(single winding input providing input/output)